


CORRECTION

Open Access



# Correction to: Specific populations of urinary extracellular vesicles and proteins differentiate type 1 primary hyperoxaluria patients without and with nephrocalcinosis or kidney stones

Muthuvel Jayachandran<sup>1,2,3\*</sup> , Stanislav V. Yuzhakov<sup>2,3</sup>, Sanjay Kumar<sup>1</sup>, Nicholas B. Larson<sup>4</sup>, Felicity T. Enders<sup>4</sup>, Dawn S. Milliner<sup>1</sup>, Andrew D. Rule<sup>1</sup> and John C. Lieske<sup>1,5</sup>

**Correction to: *Orphanet J Rare Dis* (2020) 15:319.**

<https://doi.org/10.1186/s13023-020-01607-1>

The original publication of this article [1] contained an error in Fig. 3. In the last column of **Kidney stones (KS) versus Nephrocalcinosis (NC)** all arrows pointed upwards to indicate an increase.

However, as shown in the data from the tables: all arrows in **Kidney stones (KS) versus Nephrocalcinosis**

should point downwards to indicate a decrease. The exception is **Urinary proteins**, this remains an increase.

The incorrect (Fig. 1) and correct (Fig. 2) versions of Fig. 3 are published in this correction article. The original article has been updated with the correct version.

---

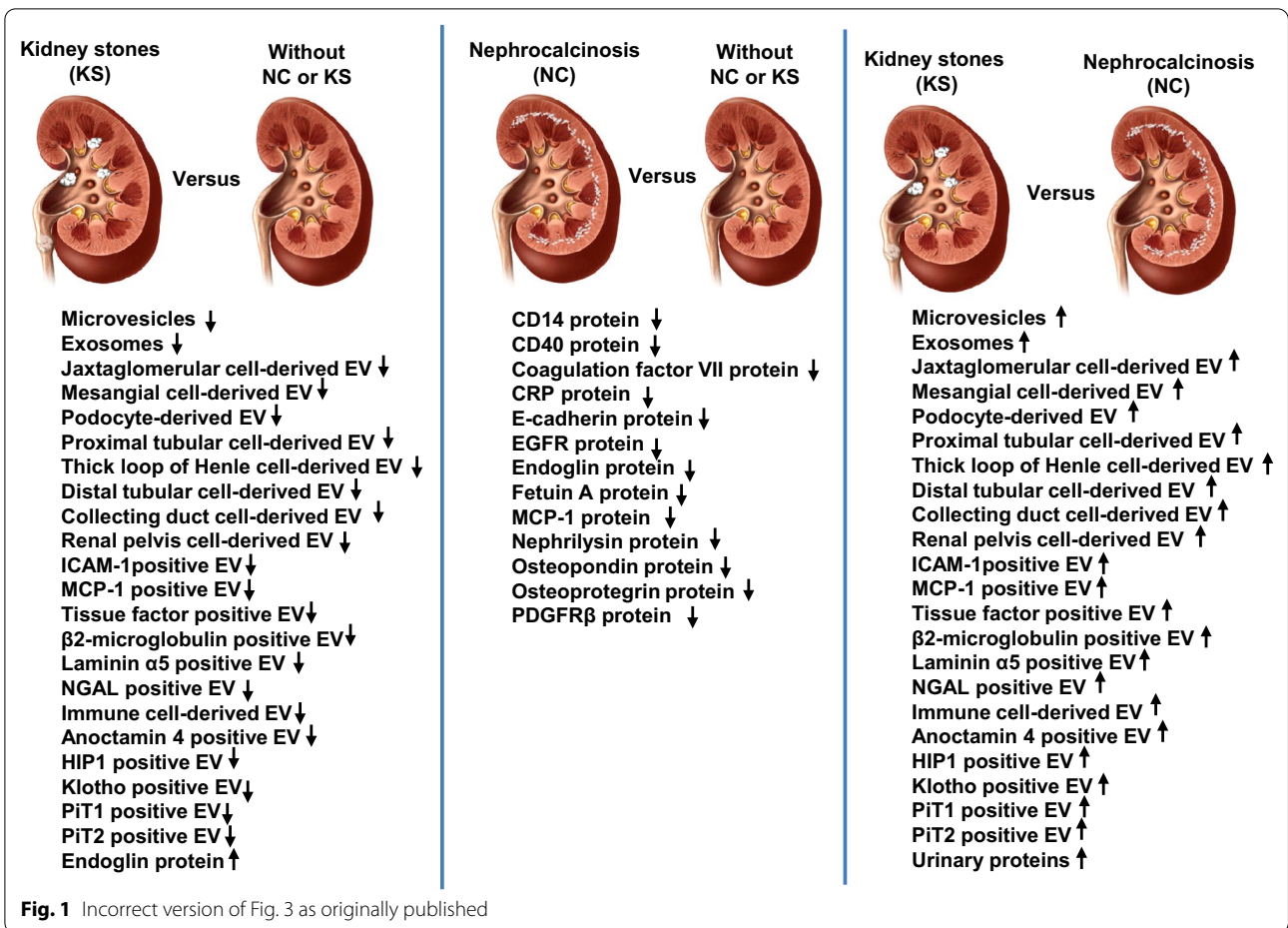
The original article can be found online at <https://doi.org/10.1186/s13023-020-01607-1>.

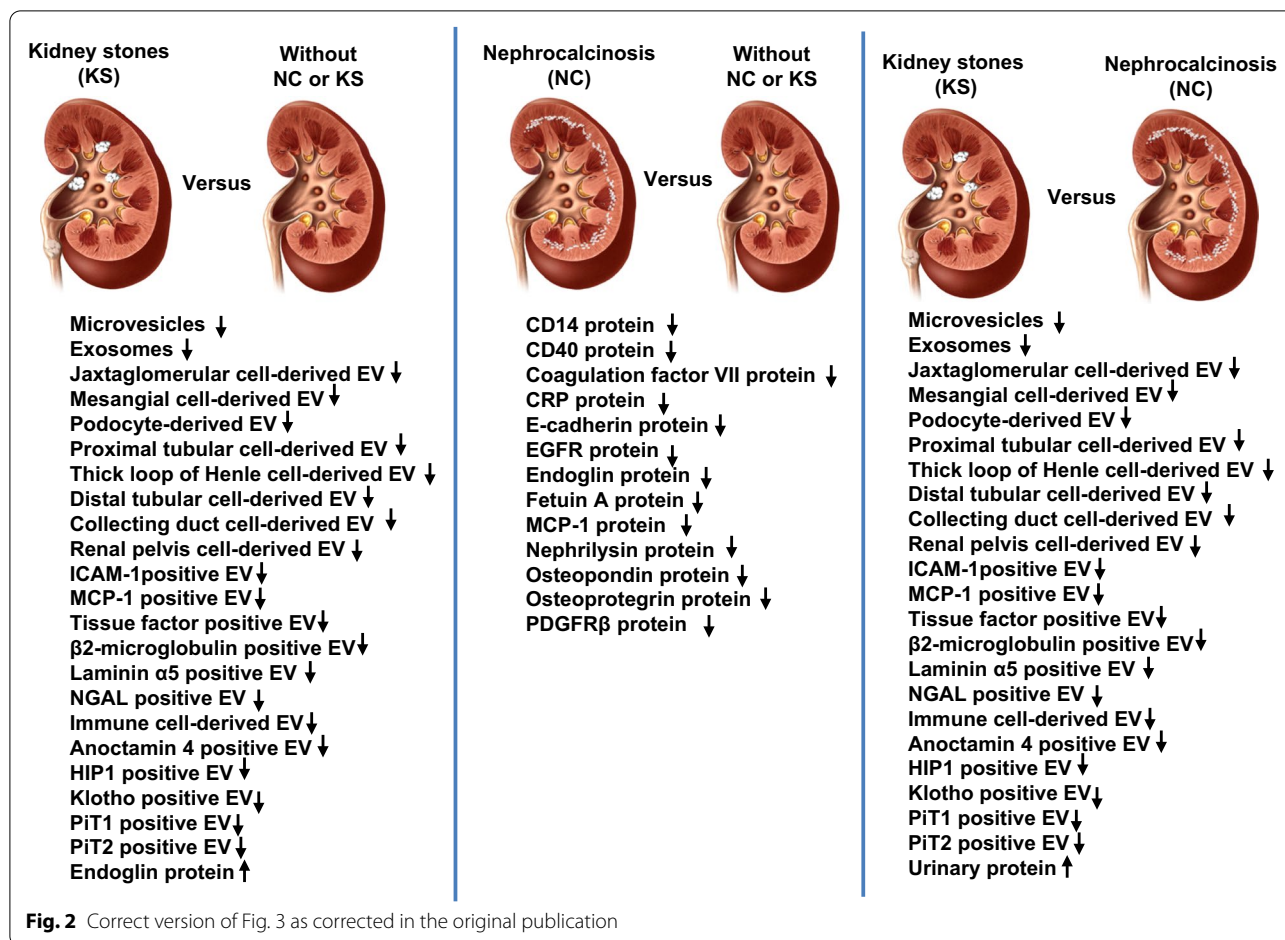
\*Correspondence: [jaya.m@mayo.edu](mailto:jaya.m@mayo.edu)

<sup>1</sup> Division of Nephrology and Hypertension, College of Medicine and Science, Mayo Clinic, 200 First Street SW, Rochester, MN 55905, USA  
Full list of author information is available at the end of the article



© The Author(s) 2021. **Open Access** This article is licensed under a Creative Commons Attribution 4.0 International License, which permits use, sharing, adaptation, distribution and reproduction in any medium or format, as long as you give appropriate credit to the original author(s) and the source, provide a link to the Creative Commons licence, and indicate if changes were made. The images or other third party material in this article are included in the article's Creative Commons licence, unless indicated otherwise in a credit line to the material. If material is not included in the article's Creative Commons licence and your intended use is not permitted by statutory regulation or exceeds the permitted use, you will need to obtain permission directly from the copyright holder. To view a copy of this licence, visit <http://creativecommons.org/licenses/by/4.0/>. The Creative Commons Public Domain Dedication waiver (<http://creativecommons.org/publicdomain/zero/1.0/>) applies to the data made available in this article, unless otherwise stated in a credit line to the data.





**Author details**

<sup>1</sup> Division of Nephrology and Hypertension, College of Medicine and Science, Mayo Clinic, 200 First Street SW, Rochester, MN 55905, USA. <sup>2</sup> Division of Hematology Research, College of Medicine and Science, Mayo Clinic, 200 First Street SW, Rochester, MN 55905, USA. <sup>3</sup> Department of Physiology and Biomedical Engineering, College of Medicine and Science, Mayo Clinic, 200 First Street SW, Rochester, MN 55905, USA. <sup>4</sup> Biomedical Statistics and Bioinformatics, College of Medicine and Science, Mayo Clinic, 200 First Street SW, Rochester, MN 55905, USA. <sup>5</sup> Department of Laboratory Medicine and Pathology, College of Medicine and Science, Mayo Clinic, 200 First Street SW, Rochester, MN 55905, USA.

**Reference**

- Jayachandran M, Yuzhakov SV, Kumar S, et al. Specific populations of urinary extracellular vesicles and proteins differentiate type 1 primary hyperoxaluria patients without and with nephrocalcinosis or kidney stones. *Orphanet J Rare Dis*. 2020;15:319. <https://doi.org/10.1186/s13023-020-01607-1>.

**Publisher’s Note**

Springer Nature remains neutral with regard to jurisdictional claims in published maps and institutional affiliations.